

Leucanthemum x superbum











F1 Snow Lady



Snow Lady is a fast-growing, first-year-flowering Shasta Daisy that fits nicely into bedding plant production and sales and offers excellent garden performance in a wide range of climates.

- ✿ Sow in Autumn for early Spring sales
- ✿ Hardy plant, capable of withstanding low temperatures
- ✿ Masses of pure white flowers with fresh yellow centers
- ✿ Blooms upright on dwarf compact plants without the use of PGR
- ✿ Highly disease and insect resistant



 Annual	 Bedding Plant
 Bedding + mixed combo	 Half shade + full sun
 Upright	 830/gram
 40 cm	 Performax
 25 cm	 12 cm

Culture Guide

Plug Culture

- Stage 1** (days 1-14) Direct sow seed into plug trays filled with a well-drained sterile media and a pH between 5.5-6.2. Select a media with a low starter charge (Ec <0.6 1:2 slurry) as Snow Lady is sensitive to soluble salt levels. Seed requires light, so lightly cover with medium vermiculite. Keep the temperature between 21-24°C. Chilling the seed in advance will enhance germination. Thorough leaching of the germination media and the use of irrigation water with low salinity is mandatory. Water the seed in with terrazole (etidiazole) to prevent disease problems from damping off.
- Stage 2** (days 15-21) After emergence, lower the day temperature to 20-21°C with an ideal night temperature of 14-17°C. Temperatures as low as 7-10°C can be tolerated but will increase the time needed to produce a saleable plug. Snow Lady benefits from high light levels, similar to that recommended for Gerbera. Provide up to 75,000 lux.
- Stage 3** (days 22-35) The true leaves are beginning to form. Provide good air movement to prevent disease. Leaching once a week with fresh water is recommended to prevent salt build up. Apply a light feed of 75 ppm N from a calcium nitrate-based fertilizer targeting a media EC between 0.6 and 0.8 (1:2 slurry) and a media pH of 5.5-6.2.
- Stage 4** (days 36-42) The plants are now reaching transplant size and have 3 true leaves. Avoid late transplanting, which delays development and flowering.

Pack & Pot Culture

- In general** Snow Lady is hyper sensitive to the chemical Abamectin. (Trade names Avid & Vertimec). If spraying is required, remove plants from the greenhouse to avoid plant damage.
- Media** Select a sterile and well-drained media with a pH between 5.5 -5.8 with a Ec level of 0.8.
- Transplanting** Transplant one plant 10-12.5 cm pot using a well-drained media with a pH of 5.5-6.2.
- Temperature** It is best to maintain the night temperature at 15-16°C with day temperatures from 18-21°C.
- Fertilizer** Optimum media EC level is 0.8 to 1.0 mmhos (1:2 slurry). Apply 150 ppm using a well balanced calcium nitrate based fertilizer to promote strong and healthy plants.
- Lighting** High light, 54,000-75,000 lux. Snow Lady is a facultative long day plant that naturally flowers for Spring from an early Winter sowing. Snow Lady will flower under short days but crop time is longer and flowering less uniform.

Growth regulators	The plants respond very well to drought stress, which is highly effective. If chemical growth regulation is needed, B-Nine (daminozide) would be the best option or B-Nine combined with a low rate of Bonzi (paclobutrazol) such as 2,500 ppm B-Nine / 5 ppm.
Pests & diseases	Powdery Mildew, White Rust.
Crop schedule	Condition: Northern Hemisphere Indoor Production with no heat sowing September with natural light will flower mid-May.

All information given is intended for general guidance only and is believed to be accurate. Cultural details are based on Northern Hemisphere conditions and Sakata cannot be held responsible for any crop damage related to the information given herein. Application of recommended growth regulators and chemicals are subject to local legislations and manufacturer's label instructions.